

Weather Reporter – User Guide

Project: Weather Reporter

State: DRAFT

Feature Name: Weather Reporter

Author: Shalvee Patel, shalvee.patel@siemens.com

Department: Siemens Enterprise Communications Ltd.

Revision: 1a

Date Created: 28/02/2007

Date Revised:

This is an unpublished work the copyright in which vests in Siemens Enterprise Communications Limited. All rights reserved.

The information contained herein is confidential and the property of Siemens Enterprise Communications Limited and is supplied without liability for errors or omissions. No part may be reproduced, disclosed or used except as authorised by contract or other written permission. The copyright and the foregoing restriction on reproduction and use extend to all media in which the information may be embodied.

A division of Siemens plc, Registered No: 5903714, England.
Registered Office: Siemens House, Oldbury, Bracknell, Berkshire RG12 8FZ, England

HISTORY OF CHANGE

Version	Description	Date
1a	Initial Draft – Shalvee Patel	28/02/2007

CONTENTS

1. INTRODUCTION	1
2. SCOPE	1
3. SYSTEM OVERVIEW	2
4. STARTING WEATHER REPORTER APPLICATION	4
5. WEATHER REPORTER USAGE	5
5.1 MAIN PAGE	5
5.2 Today's forecast.....	5
5.3 Five Days Forecast	6
5.4 Search Location	6
5.5 SET AS HOMETOWN	7
6. TROUBLESHOOTING (FAQ)	7
7. APPROVALS	8
8. REFERENCES	8
9. GLOSSARY	8

1. INTRODUCTION

This document is the User Guide for Weather Reporter, an application for Open Stage 60/80. The application connects to a web-based mapping service and allows the user to view One day or Five days weather forecast of a particular location on the IP Phone. It also enables the user to set a particular place as hometown and view it every time runs this application.

2. SCOPE

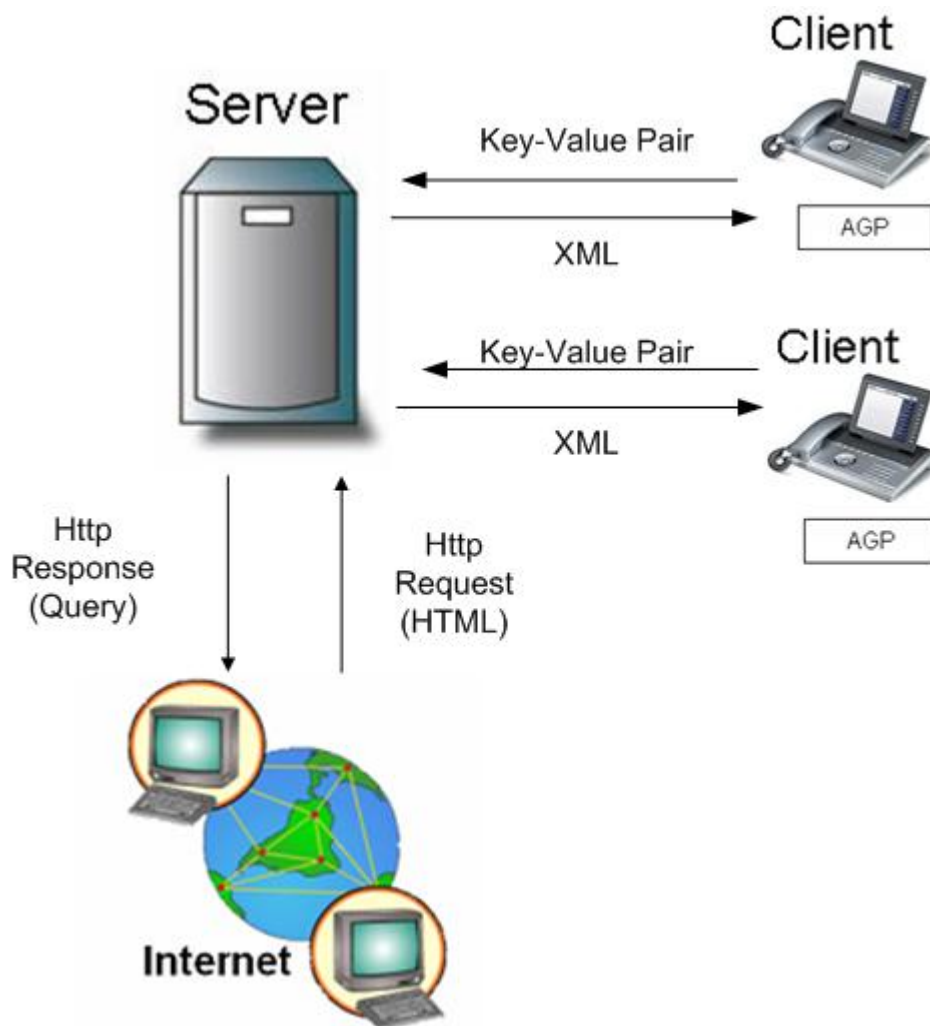
This guide is for all users of OpenStage phones.

System administration is not covered in this document. For instructions on installation and maintenance of the application please see document "Weather_Reporter_Installation_and_Maintenance_Guide.doc".

Weather Reporter is currently tested and approved for prototype release for demonstration purposes on the OpenStage 60/80. The appropriate build and Applications Generic Platform must be installed on that phone.

English is the only language in which Weather Reporter is available.

3. SYSTEM OVERVIEW



A Weather Reporter application on the phone interacts with the server using XML. The server provides XML to the phone which the application renders into a screen for the user to interact with. The user's interaction with the phone results in key-value pairs being passed back to the server for processing. The server in turn sends a query (Http Request) to web-based services and obtains HTML data (Http Response). The server then creates an XML page with the data obtained from web-based services and sends it back to the IP Phone.

There are four aspects to Weather Reporter:

Search Location

User can search for any location around the world for viewing its weather simply by entering the name of that location. User can even use UK postcode to search for a particular location.

View One Day's Weather Forecast

User can view weather forecast of that particular day for the searched location.

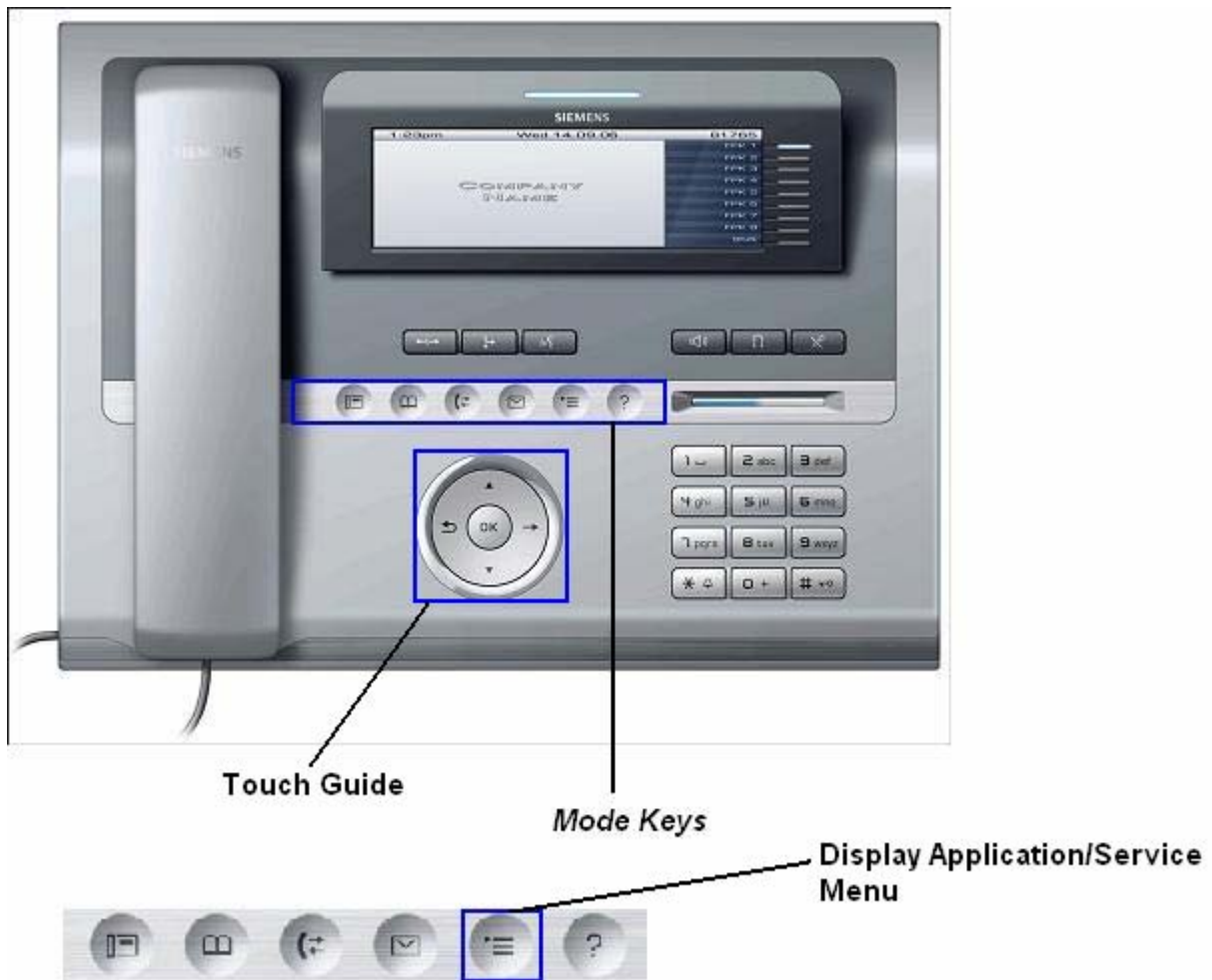
View Five Days Weather Forecast

This option enables the user to view weather forecast of next five days for the searched location.

Set Hometown

User can avoid searching for a particular location every time he runs this application by simply setting the particular location as a hometown.

4. STARTING WEATHER REPORTER APPLICATION



Activating SchoolAssist Application

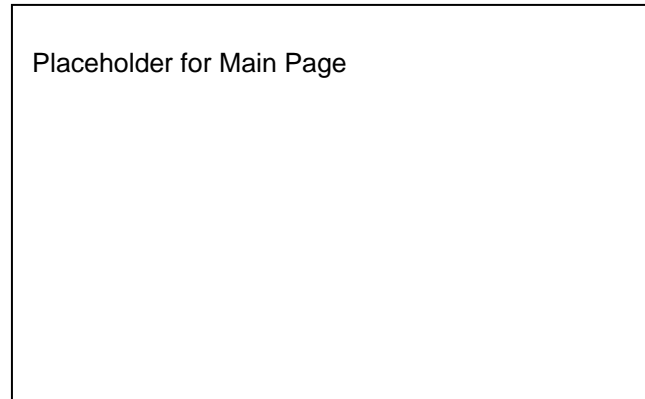
Pressing the "Display Application/Service Menu" mode key starts application mode.

If the "Applications" tab is not selected, pressing the same mode key again allows user to switch to Applications tab.

Use the Touch Guide to scroll through entries and confirm the required application, in this case "SchoolAssist" by pressing the "OK" button in the middle of the Touch Guide.

5. WEATHER REPORTER USAGE

5.1 MAIN PAGE

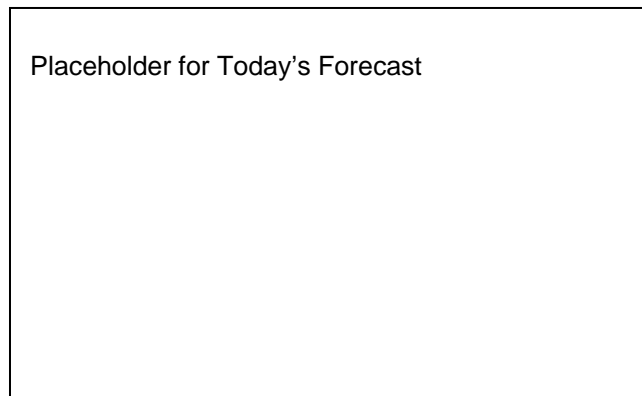


Once the Weather Reporter application is “run”, the Main Page with default town “Nottingham” or the town set as hometown is displayed.

At this point user can select one of the four options provided:

1. Today's Forecast
2. 5 Days Forecast
3. Search Location
4. Set As Hometown

5.2 Today's forecast



This feature enables the user to view the today's weather parameter of a particular place that includes:

Maximum Temperature

Minimum Temperature

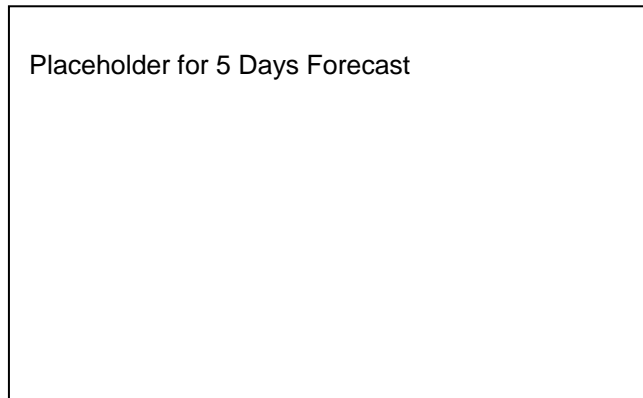
Wind Speed

Likely forecast e.g. sunny, light rain, cloudy etc.

The following commands are available under the “Options” List.

Command	Action
Back	Returns to the Main Menu

5.3 Five Days Forecast



The user can view five days forecast by pressing “5 Days” option. A page with title “Five Days Forecast” is displayed along with maximum and minimum temperature of next five days.

The following commands are available under the “Options” List.

Command	Action
Back	Returns to the Main Menu

5.4 Search Location

The user can view weather forecast of a particular location using “Search Location” option. The user can search for a particular location using following criteria:

1. Town/City
2. Country
3. UK Postcode

After entering the search criteria, the user is required to press the “Search” button which will navigate to main menu with the searched item.

However an appropriate error message is generated if no results are found or wrong /no search items are inputted.

The following commands are available under the "Options" List.

Command	Action
Search	Searches for particular text inputted for search
Main	Returns to the Main Menu

5.5 SET AS HOMETOWN

A user can avoid searching for location every time he wants to view weather of a particular location by setting a particular location as hometown. Every time the user runs an application, the weather of home town is displayed.

6. TROUBLESHOOTING (FAQ)

Q: When I launch the application on the phone I receive an error message informing me that the phone cannot read from the server. How do I fix this?

A: This may mean the Weather Reporter application is not running, or the application is not configured correctly. In this case please contact your system administrator.

Q: I cannot seem to see any Weather Forecast, despite having correctly set up filters.

A: This could mean the server application is unable to connect to the weather forecast feed which is provided by the BBC. Please contact your application administrator.

7. APPROVALS

Approval Authority	Arshad Kureshi arshad.kureshi@siemens.com
Author	Shalvee Patel, shalvee.patel@siemens.com

8. REFERENCES

1. WeatherReporter_Users_Guide_v0.1 (for OptiPoint)

9. GLOSSARY

AGP	Application Generic Platform
GenericMidlet	AGP Midlet for use on the phone
Open stage 60/80	Model Number of a OpenStage Series Phone
JDBC	Java Database Connectivity
JRE	Java Runtime Environment
XML	Extensible Mark Up Language
SQL	Structured Query Language

- End of document -